

Anthilia Capital Partners SGR

Anthilia Red Planetarium Sicav Long Bias Euro Equity Fund

Monthly Report
www.anthilia.it

08 November 2019



AnthiliaRed

Anthilia Red

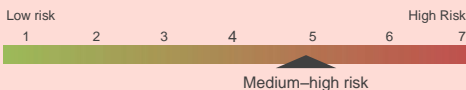
Portfolio Manager	Paolo Rizzo
AUM (Mln €)	43,65
Currency	Euro €
NAV frequency	Daily
UCITS Type	SICAV UCITS V
Domicile	Luxembourg
Custodian Bank	RBC Investor Services
Auditor	EY
Management fee (%) A	1,75
Management fee (%) B	1,05
Performance fee (%)	20 (perpetual high watermark)
Minimum investment	none class A € 250.000 class B

Class B (Institutional)

NAV	147,82
Launch date	18 August 2008
ISIN code	LU0374939022
Bloomberg ticker	PLAREDB LX

Contacts	info@anthilia.it www.anthilia.it
Swiss Representative:	ACOLIN Fund Service AG
Swiss Paying Agent:	PKB Privatbank AG
Publications:	www.fundinfo.com

Risk profile



Investment policy

Flexible investment style. The sub-fund invests in Euro-area stocks, convertible bonds and Euro-area government bonds, all negotiated in regulated markets. Securities selection is based on macro and fundamental analysis techniques. Investments in mid and small caps (lower than 1 billion EUR Mkt cap) cannot exceed 50% of fund's net asset value. The fund may invest in third party UCITS up until 10% of NAV. The fund may invest in listed financial derivatives for: hedging risk, managing portfolio efficiently, investing purposes. Global risk exposure attributable to financial derivatives cannot exceed 50% of fund's net asset value. Investment approach and strict risk management discipline guarantee maximum liquidity of portfolio holdings on a daily basis. The sub-fund cannot invest in corporate bonds, OTC and credit derivatives, options, covered warrants and asset backed securities (ABS). Mr Paolo Rizzo, Portfolio Manager, holds 20 years experience in fundamental analysis and stock picking, matured through direct meetings with companies' management.

Equity sector exposure (top 5)

Sector	(%)
Personal Goods	12,53
Chemicals	8,80
Banks	8,32

Equity country exposure (top 5)

Country	(%)
FRANCE	34,06
GERMANY	22,88
ITALY	18,93
BELGIUM	2,39
FINLAND	0,02

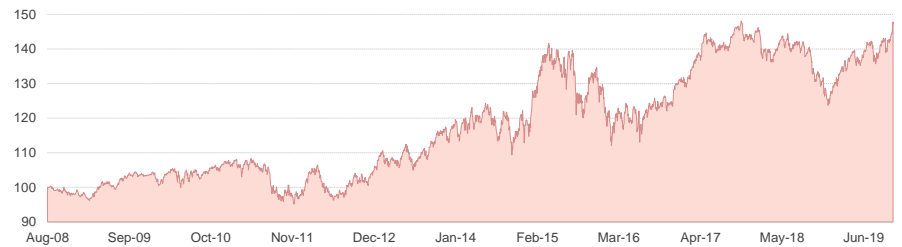
Bond Portfolio

Average Duration	0,22
Minimum rating	AAA

Currency Exposure

Currency	(%)
EUR	97,7
CHF	2,44
USD	0,02
GBP	0,01

NAV since inception



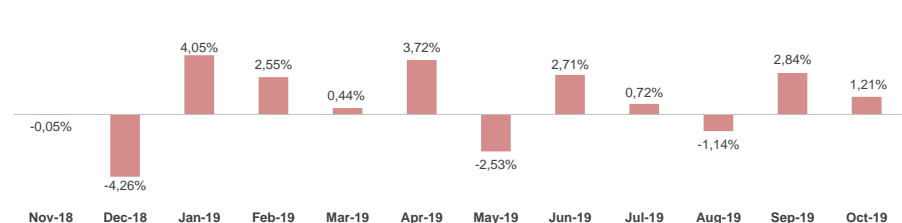
Historical Returns (%)

	Jan	Feb	Mar	Apr	May	Jun	Jul	Aug	Sep	Oct	Nov	Dec	Year
2008	-	-	-	-	-	-	-	-	-	-	-	-	N.A.
2009	-0,41	-0,92	+0,34	+3,09	+0,86	-0,69	+1,35	+1,42	+0,28	-0,02	-0,18	+0,33	+5,53
2010	-1,94	-0,50	+3,25	+0,14	-2,37	+0,43	+1,77	-1,72	+1,87	+1,14	-0,90	+2,10	+3,14
2011	-0,58	-0,09	+0,78	+1,02	-1,64	-0,66	-1,26	-4,93	-1,75	+3,20	-3,79	+1,02	-8,59
2012	+3,57	+3,19	-1,69	-2,35	-3,24	+0,21	+1,85	+1,15	+1,61	+0,23	+1,62	+1,36	+7,50
2013	+4,23	-2,86	+0,51	+1,89	+1,85	-3,95	+2,16	-0,08	+3,37	+2,84	+1,58	+0,21	+12,04
2014	-2,14	+3,62	+1,24	+0,07	+0,69	-0,79	-1,77	-0,44	+0,69	-4,18	+5,96	-2,28	+0,27
2015	+7,15	+5,23	+4,05	-2,21	+2,69	-4,34	+2,65	-6,83	-5,52	+8,99	+2,21	-3,67	+9,28
2016	-6,75	-1,62	+2,72	+1,68	-0,16	-5,35	+4,09	+2,04	-0,74	+2,31	-1,51	+4,56	+0,58
2017	+0,53	+0,77	+4,97	+2,73	+0,40	-2,11	+0,89	-0,58	+3,94	+1,44	-2,23	-1,09	+9,80
2018	+1,26	-3,03	-2,27	+2,97	+0,29	-1,47	+1,93	-0,20	-0,69	-6,97	-0,05	-4,26	-12,18
2019	+4,05	+2,55	+0,44	+3,72	-2,53	+2,71	+0,72	-1,14	+2,84	+1,21	+2,44		+18,14

Performance analysis

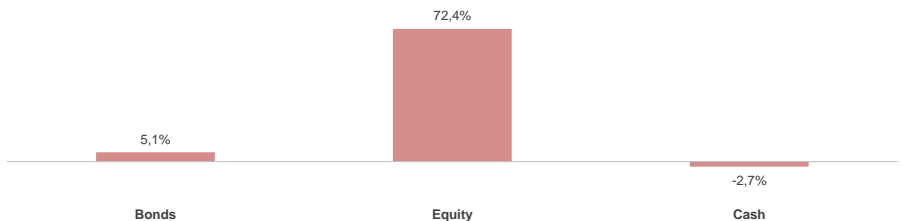
YTD performance	+18,14%	Annualized volatility	10,38%
Return since inception	+47,82%	Monthly VaR 99%	8,31%
Sharpe Ratio	0,30	Maximum drawdown	-20,84%
Alpha	+1,88%	Market correlation	0,78
Beta	0,36	Time to recovery (months)	24,14

Monthly returns - last 12 months

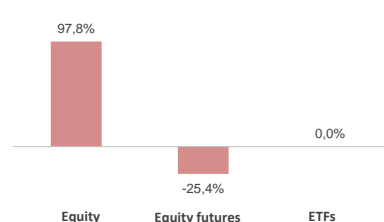


Portfolio analysis

Asset allocation



Equity allocation



Top 10 Equity Holdings

Name	(%)
TOTAL SA	4,59
LVMH MOET HENNESSY LOUIS VUITT	4,35
SAP SE	4,22
DIGITAL BROS SPA	3,45
SANOFI	3,40
ALLIANZ AG-REG	3,35
ASML HOLDING NV	3,35
LINDE PLC	2,97
SIEMENS AG-REG	2,86
UNILEVER NV	2,53

WARNING: Past performances are by no means a guarantee of future performance. Performances are gross of tax and net of management fees. Any subscription to the Open-ended investment fund can be carried out only on the basis of the full prospectus, available on Anthilia's website.