

Anthilia Yellow

Shareclass A Total Return Financial Bonds Fund

Factsheet
31 January 2025



AnthiliaYellow

Fund info

Portfolio Manager	Anne-Sophie Choullou
AUM (Mln €)	61.58 €
Currency	Euro €
NAV frequency	Daily
UCITS Type	SICAV UCITS V
Domicile	Luxembourg
Custodian Bank	BNP Paribas
Auditor	Ernst&Young
Risk indicator	2/7

The fund changed name and investment policy on 2 July 2012 – it was Profilo Elite Flessibile

Shareclass info

NAV	164.47
Inception date	2012-07-02
ISIN Code	LU1377525735
Bloomberg ticker	PLAYELA LX
Management fee (%)	1.25
Performance fee (%)	20
Minimum investment	none
Contacts	marketing@anthilia.it
Website	www.anthilia.it
Swiss Representative	ACOLIN Fund Services AG
Swiss Paying Agent	PKB Privatbank AG
Publications	www.fundinfo.com

Investment policy

The Fund aims to achieve a gradual and steady growth of invested capital with a time horizon of at least 3 years. Its main focus is based on the European corporate bonds sector with particular bias on financial Companies: Banks and Insurances. The Fund aims to exploit value selecting the best issuances from each Issuer keeping into account expected return and volatility deriving from risk profile. A number of factors are taken into account to assess prospective risks (Capital solidity, market positioning, product mix and ALM profile. Currency and duration risks can be hedged (totally or partially) according to market conditions. The Sub-fund combines senior and subordinated bond instruments in one flexible solution.

Bond issuers

Issuer	Weight
INTESA SANPAOLO SPA	7.35%
DEUTSCHE BANK AG – FIL REGNO UNITO	6.08%
CITIGROUP GLOBAL MARKETS HOLDINGS ...	3.49%
BANCA MONTE DEI PASCHI DI SIENA S.P.A.	2.65%
COMMERZBANK AG	2.50%
REPUBBLICA ITALIANA	2.41%
GOLDMAN SACHS FINANCE CORP INTERN...	2.18%

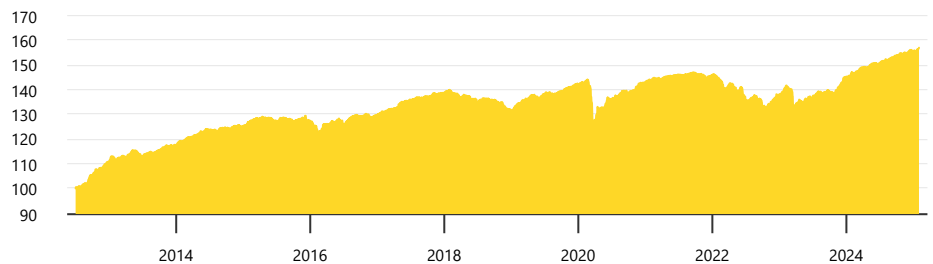
Rating exposure

Rating	Weight
A+	1.14%
A	12.64%
BBB+	2.71%
BBB	13.67%
BBB-	16.25%
BB+	14.17%
BB	16.93%
BB-	9.70%
Duration	2.48

Currency Exposure

Currency	Weight
EUR	94.19%
USD	2.97%
NLG	1.67%
GBP	1.06%
JPY	0.00%
CHF	-0.01%

NAV since inception



Monthly Returns – last 10 years

Year	Jan	Feb	Mar	Apr	May	Jun	Jul	Ago	Sep	Oct	Nov	Dec	Tot
2015	1.26	0.69	0.37	0.42	-0.15	-0.96	0.81	-0.54	-0.73	0.93	0.42	-0.80	1.71
2016	-1.56	-1.93	2.40	0.88	0.51	-1.79	2.02	1.02	0.08	0.63	-1.17	0.70	1.69
2017	1.08	0.54	0.41	1.34	0.90	0.42	0.51	0.04	0.41	0.79	0.17	0.20	7.03
2018	0.64	-0.95	-1.12	0.59	-1.46	-0.51	1.25	-0.21	-0.41	-1.05	-1.14	-0.93	-5.23
2019	1.92	1.10	0.27	1.35	-0.89	1.24	0.44	-0.35	0.60	0.94	0.64	0.55	8.05
2020	0.33	-0.36	-10.67	4.54	1.30	1.07	1.09	1.47	-0.36	0.17	2.39	0.43	0.62
2021	0.47	0.70	-0.07	0.65	0.09	0.38	-0.20	0.34	0.28	-0.37	-1.27	1.12	2.11
2022	-0.97	-1.74	0.00	-0.74	-0.51	-2.62	-0.36	0.76	-2.90	0.09	1.77	1.71	-5.49
2023	1.91	-0.36	-4.68	1.39	0.57	0.52	1.66	-0.22	0.23	-0.32	2.11	2.53	5.28
2024	1.23	0.23	1.06	0.21	0.89	0.10	0.82	0.60	0.64	0.42	0.32	0.41	7.14
2025	0.88	-	-	-	-	-	-	-	-	-	-	-	0.88

Past performance does not predict future performance

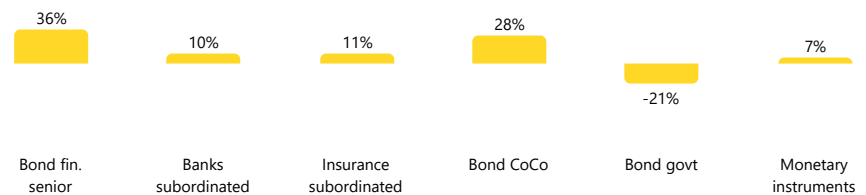
Performance analysis

YTD performance	0.88%	Annualized volatility	3.36%
Return since inception	56.85%	Maximum drawdown	-14.77%
Sharpe Ratio	0.95	Time to recovery (months)	10.60
Alpha*	1.28%	Market correlation*	0.52
Beta*	0.50	ESG rating**	77/100

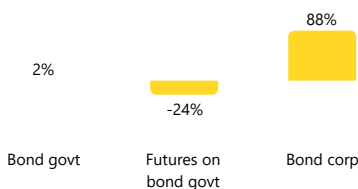
* comparison stats are referred to index iBoxx Euro Financial Subordinated Total Return Index

** The ESG score embraces environmental, social and governance factors through a value from 0 (min) to 100 (max).

Portfolio analysis



Bond allocation



Top holdings

Name	Weight
Cash at sight DE – BP2S LUXEMBOURG	5.88%
DEUTSCHE BK LOND 15-15/04/2025 FRN FLAT	4.84%
INTESA SANPAOLO 22-21/11/2033 FRN	2.69%
CITIGROUP GLOBAL 16-30/09/2026 FRN	2.58%
ITALY BTPS 1.6% 22-28/06/2030	2.41%
INTESA SANPAOLO 6.625% 23-31/05/2033	2.08%
BANK OF CYPRUS 24-02/05/2029 FRN	1.91%
ANTHILIA BIT III A1	1.78%
COMMERZBANK AG 22-28/02/2033 FRN	1.78%
AEGON NV 96-31/12/2049 FRN	1.67%

This document is a marketing communication. The contents presented are for informational use only. The information does not constitute, nor should it be construed, as a personal recommendation, advice, invitation or solicitation to carry out investment financial transactions. Before subscribing, please consult the offer documentation – available in Italian and English – with reference to the prospectus, the key investor information document (KIID) of the sub-funds available at the headquarters of Anthilia SGR, on the website <https://anthilia.it/en> and <https://www.planetariumfund.com/en/documents> and of the parties in charge of the placement indicated in the relevant prospectus. Anthilia SGR declines all responsibility for the accuracy, completeness and timeliness of the information and data presented, although it makes every effort to implement it. Anthilia Capital Partners SGR reserves the right to modify the information at any time without any obligation of prior consent or notification. Investors or potential investors can obtain information on their rights and information on access to collective redress mechanisms at Union and national level in the event of disputes via the following link: <https://anthilia.it/arbtrro-per-le-controversie-finanziarie>. This document has been prepared by Anthilia Capital Partners SGR S.p.A. for informational purposes and may not be reproduced or distributed, either partially or in full, without authorization from Anthilia Capital Partners SGR S.p.A. Lemanik Asset Management S.A. and Anthilia SGR reserve the right to terminate the agreements made for the marketing of the sub-funds of the Planetarium Fund in accordance with Article 93a of Directive 2009/65/EC and Article 32a of Directive 2011/61/EU. Such termination will be communicated in advance in Luxembourg.