





















ASSET

→ Top Funds
classifiche



TOP 20 AZIONARI ITALIA

	Società di gestione	Nome fondo	Isin	Rendimento annualizzato a 12 mesi
1	 Banca Finnat	New Millennium Sif Aim Stm Ita Pir I Cap	LU1695258977	▲ 2,46%
2	 Anima	Anima Italian Equity Silver Eur Acc	IE00BZBXFP28	▲ 2,03%
3	 Anthilia	Anthilia Small Cap Italia A30	IT0005247116	▲ 1,83%
4	 Anima	Anima Italia B	IT0005158784	▲ 0,92%
5	 Fideuram	Fideuram Italia	IT0000388147	▲ 0,89%
6	 Anima	Anima Geo Italia A	IT0001036315	▲ 0,55%
7	 Willerfunds	Willerequity Italy P	LU0102190435	▲ 0,50%
8	 Eurizon	Eurizon Equity Italy Smart Vol R Acc	LU0130323438	▼ -0,13%
9	 Anima	Anima Iniziativa Italia A	IT0005186041	▼ -0,25%
10	 Fideuram	Interfund Equity Italy	LU0074298604	▼ -0,44%
11	 Amundi	Amundi Etf Msci Italy A/I	FR0010655720	▼ -0,65%
12	 Amundi	Amundi Is Ftse Mib Etf-C	LU1681037518	▼ -0,79%
13	 Lyxor	Lyxor Ftse Mib Etf Dist A/I	FR0010010827	▼ -0,92%
14	 iShares	iShares Ftse Mib Etf Eur Acc	IE00B53L4X51	▼ -1,00%
15	 iShares	iShares Ftse Mib Etf Eur Dist	IE00B1XNH568	▼ -1,00%
16	 Dws	X Ftse Mib Etf 1D	LU0274212538	▼ -1,22%
17	 Fideuram	Fonditalia Equity Italy R	LU0058495788	▼ -1,27%
18	 Euromobiliare	Euromobiliare Pir Italia Azionario A	IT0005253361	▼ -1,95%
19	 Lemanik	Lemanik Sicav High Growth Cap Retail Eur	LU0284993374	▼ -2,10%
20	 Pramerica	Pramerica Azioni Italia	IT0003242408	▼ -2,27%